



Jamf School's Classroom Guide for iPad

**Harness a powerful and flexible learning
environment focused on students and outcomes**



Why Apple in education?

Short answer — Apple has deep roots in education.

Long answer — We're glad you asked. Let's boil this down to the key concepts that impact educators, staff and, most importantly, students.

What used to be plastic mice and floppy disks is now the App Store and touch screen devices. Apple's innovation continues to shape classroom management, and innovate how students engage and learn.

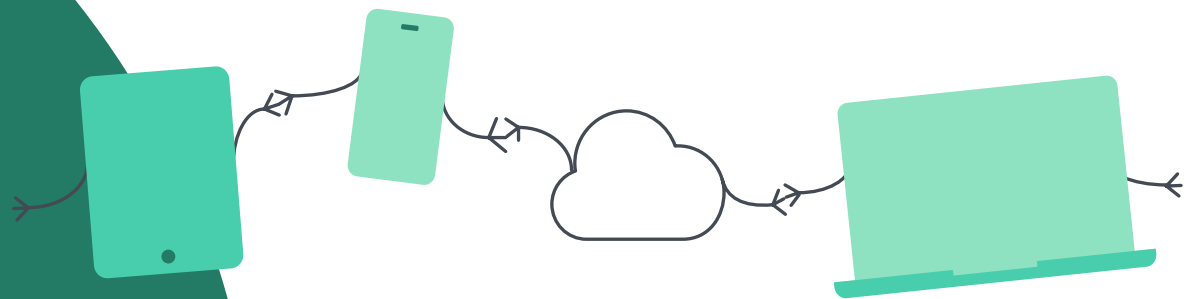
These technology advancements help all of us, but also those that truly need it for an equitable learning experience. Apple accessibility options are robust, built-in, and easy for developers to implement.

As we continue to see mobile transformation in education, it's important the students work on a device and ecosystem that prioritizes security and privacy, while offering incredible classroom management options that doesn't sacrifice the user experience.

Did you know?

Districts find that the cost of iPad as their device of choice is substantially lower than that of Chromebook.

[Learn more](#) with Diamond Assets and Jamf's iPad Total Cost of Ownership e-book.



Don't forget!

- Built-in accessibility options and robust accessory availability sets Apple apart
- The extensive app ecosystem supports learning collaboration and creativity
- Classroom management tools for on-the-fly learning experiences and supporting students regardless of where they are

IT Management and support

Districts and schools are expected to do many things and are not always supported with the resources they need to succeed. With Apple, device management begins with a mobile device management (MDM) solution — like Jamf School — so your IT department can ensure school devices are used as educational tools.

Jamf School can help simplify the complex for you and your IT department. With Jamf School and the native functionality of Apple hardware, you can:



Easily deploy apps



Integrate with the school's content filter for safe browsing



Manage network connectivity



Power classroom management tools that put the power into the hands of teachers

IT or technology specialists own and support MDMs, but once your solution and devices are set up, it's the teachers and students that truly benefit from the simplicity and expanded learning opportunities.

This e-book will talk more about the benefits of managed iPad in the classroom for teachers, and help bridge the conversation between classrooms and IT departments.



Jamf School powers Apple education solutions

Jamf School is an MDM solution designed specifically to support Apple hardware and software in the classroom. Beyond the capabilities that IT admins and technology specialists look for in an MDM tool, Jamf School's impact is seen and felt by teachers, students and families. Both first-party Jamf apps and third-party education apps amplify the impact of Apple technology in education.






Jamf Teacher

Jamf Teacher takes the power of MDM and puts it in the hands of the teacher, promoting responsive and innovative experiences everywhere learning happens.

With Jamf Teacher, you can:

- Install apps and apply device restrictions without having to call IT.
- Prepare lessons either online or with an iPad, including specific apps and web pages.
- Divide students into groups and focus them on unique tasks to build an engaging learning environment.
- Restrict app, spell check, auto correct, and internet usage temporarily to enhance student focus — especially for exams.
- Capture undivided attention by briefly locking student devices and showing an attention screen.
- Hold class anywhere using Ad-hoc Classroom. With a few screen taps, start a class wherever students learn.





Jamf Student

The Jamf Student app allows students to explore pre-approved applications, message with their teacher or perform instant app updates if any are pending.



Jamf Parent

Allow parents to take an active role in their child's education with Jamf Parent. Set up rules for games, apps and social media to create a distraction-free studying environment and receive a notification when your student arrives safely at school.

Apple apps create a connected classroom.

iPad comes with a lot of apps that make it great for use in the classroom. These apps are made for EDU specifically and address common workflow and device usage questions that teachers like you ask. For example:

How can I visually confirm students are working on the right things?

Am I able to see a summary of app usage at the end of class to see who's on task?

Is there a way to support student progress and provide feedback in lessons and extend the support at home?

The answer to all of these questions is a resounding

YES!

Apple's latest innovations in education power a connected classroom experience that's unrivaled.

Here's a deeper dive on the tools that will make a difference in your classroom:

Apple Classroom

With the Classroom app, iPad and Mac devices can support collaborative student work and learning. Whether working individually with students or with the greater class, teachers can launch apps, websites, shared documents or resources to student devices.

This application supports a teacher's ability to see student's work with real-time views and take any action needed to manage the classroom like resetting passwords, muting devices or locking down access.

Actions taken can be recorded and provided in a summary at the end of each class so you can track and analyze student activity.

Apple Schoolwork

The Schoolwork app encourages efficient use of iPad for teachers and students. Projects and homework can be assigned via the app, and teachers have the ability to work collaboratively with students no matter where they are.

The automation capabilities of Schoolwork keep individuals and the class organized, connected and learning.



iWork in the classroom

Some of the greatest creative apps are free with your iPad and are fantastic in the classroom.



Pages is a rich word processor that makes it easy to make content, ebooks and so much more



Keynote brings presentations to life, helps ideas pop and even helps make animated gifs, everyone's favorite digital medium



Numbers can help crunch spreadsheets like nobody's business and helps numbers come to life through easy-to-use graphing tools

And together, these tools offer a seamless, multi-user collaboration to ensure that students can work together on group projects. Want a crash course on the built-in apps that come on Apple devices with a specific angle of classroom integration? Checkout the [Apple Teacher program](#).



Creativity anywhere you learn

Bring learning to life with iMovie, Clips and GarageBand on iPad

You don't need to have Mac in order to create like professionals.



iMovie brings Hollywood-style trailers and movie making into the curriculum. From green screen to side-by-side video, iMovie allows teachers and students to deliver their teaching and learning in a creative ways only made possible with iPad.



GarageBand allows students to create music or podcasts for projects or bring poetry to life.



Apple offers **"Everyone Can Create"** project guides, allowing you to quickly implement amazing lessons that take full advantage of iPad.



Clips allows both teachers and students to capture learning moments, be creative with Memoji and amazing effects and share their work with the class straight from an iPad.



With an emphasis on music, drawing, photo and video, the opportunities to create are limitless. Check out what others are doing on social media [#EveryoneCanCreate](#)



New thinking, new ideas

Coding is a basic literacy in the digital age, and it is important for students of all ages to understand and be able to work with and understand the technology around them.

Teaching coding at a young age prepares children for the future. Coding helps children with communication, creativity, math, writing and confidence.

Building apps isn't just about coding. It takes a team of collaborators with vision, problem-solving skills and dedication to build and release an app. Keynote is a fantastic tool to build an app prototype with students across subjects and disciplines.

Apple makes it easy to bring coding into classroom with **"Everyone Can Code"**. With resources for 4th grade through high school and up, it's never been easier or less intimidating to teach coding on iPad. Check out the [curriculum guide!](#)

There's an app for that!



Showbie is the hybrid learning platform that's helping educators in over 185 countries deliver personalized feedback and assessments to students — wherever learning takes place.

By combining all of the essential classroom-workflow tools in one easy-to-use app, Showbie helps facilitate and capture student's learning, while simultaneously helping teachers balance work and wellness. Students and teachers can share any file type within Showbie, including iWork files (Pages, Keynote, etc.) and unusual file types (ePub, AIF). When student work is shared, teachers can quickly and easily provide rich, differentiated feedback to students with powerful annotation tools. Text, emojis, voice notes (up to 30 minutes long) and many more features give teachers the flexibility to share feedback in the manner that best suits learning. Students can also use the annotation tools to mark up materials, share their comprehension and close the feedback loop.


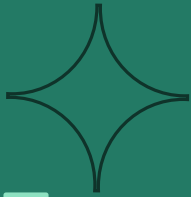
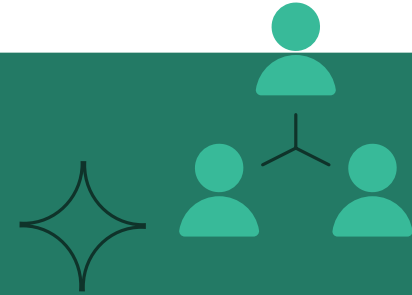
The very nature of the App Store is innovation and accessibility. Although the native functionality and capabilities of Apple devices inspire impactful learning experiences, it doesn't end there.

Whether the learning is happening remotely or in-person, teachers can create a classroom setting with Showbie's communication features including built-in video chat, Class Discussion and Groups. Teachers can connect students with one another for collaborative projects, and students are able to easily share files and ideas with each other.

It's more important than ever for teachers, students and families to work collaboratively for an impactful education. Showbie fosters transparency by allowing parents to be invited to view their child's portfolio of work as well as assignments and feedback, so they are always up to date.

Empower teachers to connect with students in meaningful ways that make the most of iPad. By combining the power of Jamf School Teacher and Showbie, educators have the ability to easily manage devices in the classroom and have a central hub for all student communication and progress.

[Read our solution brief](#) to learn more about Showbie and Jamf.



Explain Everything

Explain Everything is a best-in-class digital whiteboard platform, a supercharged version of the traditional chalkboard or flipchart. Used by millions of educators, students and creative professionals worldwide, the app has been helping its users stay on the same page since 2011. With its three unique use cases — recording whiteboard explainer videos, live broadcasting both on-site and remotely, and synchronous and asynchronous collaboration — Explain Everything Whiteboard makes working together over distance both easy and engaging.

Classrooms where students and teachers share their thoughts and ideas in real time don't need to be relics of the past in distance or hybrid-learning models. Jamf-powered 1-to-1 iPad deployments give districts instructional flexibility and invaluable classroom management tools. Pairing Jamf with Explain Everything allows schools to quickly build an environment for students to learn from anywhere with ease.

[Read our solution brief](#) to learn more about Explain Everything and Jamf.

Both Showbie and Explain Everything Whiteboard are already the tools of choice for millions of teachers across the world. When combined with Jamf School, these apps can empower teachers and students on iPad across the globe.



Apple TV in the classroom

Many schools see success with allowing students to share content via AirPlay to an Apple TV, as a dynamic and fun way to broadcast ideas to the classroom.


When connected to smart boards or other room audio/visual systems, it's an easy way to broadcast content or play music during work time.

When shared via AirPlay, Keynote shows speaker notes on the student device while presenting the project to the class. These technological capabilities and experiences inspire confidence and real-world skills in the classroom.

Using Apple's Classroom app, a teacher can launch student's screen over AirPlay for secure sharing.

And outside of the class, Apple TV shapes the school experience as a [digital signage solution](#). There are a growing number of digital signage solutions for education that use Apple TV to securely manage and present school announcements, activities or safety notifications.

With Apple TV, the possibilities are endless.



Learning Resources

Become an iPad Educational Technology Expert

Students learn best when teachers are supported. And with the many resources available to teachers of all comfort and skill levels, there's a place for everyone to get started.




[Apple Teacher](#) — a professional learning program — is designed specifically for educators using Apple hardware and software. With this resource, teachers can learn skills and gain confidence with the devices and programs they are using in their curriculum and lessons.



The [Apple Distinguished Educators \(ADE\)](#) program recognizes pioneers in education who use Apple technology to transform teaching and learning. These are the educators who are looking to change the world. They are active leaders from across the globe who inspire others to rethink what's possible with iPad and Mac to make learning deeply personal for every student.



And the [Apple Distinguished School \(ADS\)](#) program recognizes the leaders in education that demonstrate excellence and vision for Apple technology in education.





Secure your network and users.

Create safe, private connections everywhere students learn.

With schools focusing on personalized learning and independent student work, schools are susceptible and want to know their students are not at risk of online threats. Solutions must be in place to address concerns for both students and staff.

Powered by Jamf's content filtering and network threat protection engine, **Jamf Safe Internet** is designed to help schools protect minors from harmful content.



Network Threat Prevention

Protect against malware, network threats, spam and phishing attacks



Privacy first, Apple best

Leverage the latest DoH technology available on Apple platforms to prevent harmful content without invading the students privacy.



Content Filtering

Create and customize the level of content control that fits each class to protect against harmful content on the internet.



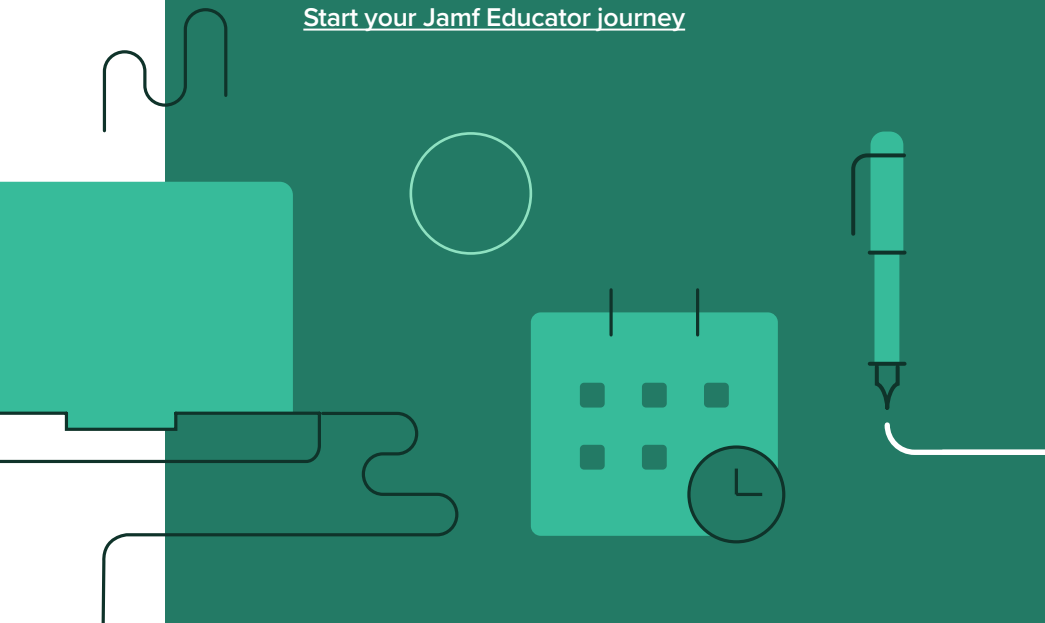
Better together

Close integration with Jamf School and Jamf Pro makes deployment and syncing a breeze.

Jamf Educator

Jamf Educator provides both educators and those responsible for educational technology, a custom built platform to learn about the Jamf Teacher app in a practical and applicable simulation environment. Experience the simple yet powerful tools of the Jamf Teacher app without needing to setup in your live environment. With two tracks dedicated to the role of Ed Tech and Educators, each containing 4 stops, our self-paced learning journey provides you with the knowledge, skills and confidence to implement and use the Jamf Teacher app, enhancing classroom communication and workflows, and provide simple tools for teachers to help your school succeed with Apple. Once complete, take a short quiz to gain your Jamf Educator badge and professional development certificates.

[Start your Jamf Educator journey](#)



No time like the present

Don't worry, we know that this was a lot to take in. Rome wasn't built in a day.

So here's how to get started:

1

Ask your IT department or technology specialists for Jamf by name

2


Sign up for free accounts with [Showbie](#) and [Explain Everything](#)

3

Manage your Apple hardware and software solutions with Jamf School

4

And because we know how great teachers are, once you're comfortable with your Apple and third-party tools, you can always overachieve and work towards certifications or the distinguished Apple titles.



And finally, we've created a template to help you ask for Jamf.

Subject: Dear IT, We really need Jamf.

Hello __name____,

I wanted to thank you for helping me with __crisis____. If it hadn't been for your planning and quick action, we wouldn't have been able to __favorite lesson plan__.

When thinking about the tools that help our students succeed, our classroom iPads are instrumental in helping students explore, create, code and more. I've heard of a great tool called Jamf that can help with:

- ✔ iPad devices asking for Apple IDs all the time
- ✔ Apps and operating system updates
- ✔ Students setting passcodes and locking me out
- ✔ Need for classroom management tools
- ✔ Maximizing our iPad investment

Jamf can help lay the foundation for the many other opportunities Apple's tools and other amazing apps like Explain Everything and Showbie provide.

You can [sign up for a free trial here](#), or I think our friends at Apple can help us if you ask them about Jamf. Thanks for everything you do!

