



# Education Technology Mistakes to Avoid

Locked iPad Disruptions

As part of our education technology summer school series, we're examining the five most common mistakes that plague school districts, IT, educators and curriculum owners when deploying and utilizing iPad devices.



In part four of our series, we look at the “device lock (and iCloud) missteps” scenario that often leaves schools wondering how to get locked iPad devices unlocked so they can be prepared for the next student.

If you've ever had students turn in iPad devices without properly logging out, you know the headache that can ensue when trying get these devices out of Activation Lock. This book provides step-by-step guidance for bypassing Activation Lock and helps ensure valuable education technology isn't collecting dust on the shelf.




SCENARIO

4

## Device lock (and iCloud) missteps.

**Your students turned in their devices at the end of the school year.** You've now got piles of devices that need to be wiped and readied for the next student. The problem? Most of your students didn't log out of iCloud, they simply shutdown the device and turned it in. Now your devices are in Activation Lock. Help?

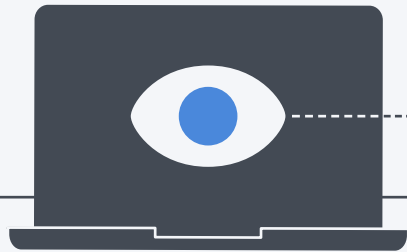


**Activation lock is designed to prevent the theft of iPad and iPhone devices.** They both require an Apple ID and password, which means only those with that information can activate the devices. This feature is great for theft prevention, but it can also cause problems for IT admins if they are not using Managed Apple IDs for students.


However, this is easy to manage when pairing Activation Lock with an MDM solution. If a device is enrolled in an MDM, and is supervised, an Activation Lock Bypass Code will allow IT to unlock the device.



## Steps to make your device lock issues disappear:




## What is device supervision?



0 1 0 1  
1 0 0 1  
0 1 1 0



When the device is already enrolled in an MDM server and is supervised, an Activation Lock Bypass Code is generated and stored in the MDM server.



If a locked device is returned to IT, they retrieve the Bypass Code stored in the MDM server.

IT reboots the device into the Setup Assistant, and the first screen asks for the previous student's Apple ID and password. To bypass the Activation Lock, IT enters the code in the password field and leaves the Apple ID blank. The device is now unlocked.

**Supervision is a special mode of iOS** that enables deeper management by an MDM solution. A growing number of configurations require the device to be supervised. It is recommended that school-owned devices are put into supervision mode.

An incredibly simple process with an MDM solution in place. An incredibly frustrating one when an MDM solution is not. **Benefits of being able to unlock a device are plentiful:**



### **District leaders**

Students will not be getting locked out of their devices, so our education technology will not be collecting dust while the problem gets sorted out.



### **IT**

Quick remediation process for devices in Activation Lock. Ability to spend more time on strategic initiatives and less on unlocking devices.



### **Instructional technologists**

Education technology curriculum will not be bogged down while devices are in Activation Lock and unusable.



### **Teachers**

If a student gets locked out, IT has a quick path to get the device back in service.



A tool up for the education task.



Download our full **5 Technology Mistakes to Avoid this Summer** guide to walk through four additional scenarios.

By conquering these five scenarios, you're well on your way to delivering the best education experience to your users, but your school is most likely going to need more down the road (or now).

[Read Now](#)



**iPad deployment procrastination**



**Device enrollment snafus**



**Evading Apple School Manager**



**Deploying the right apps and content**

When it comes to Apple device management, one solution rises to the head of the class — Jamf Pro. More than 6,000 schools rely on Jamf to help them deploy, inventory and secure over 7 million devices. So, whether you need help with one of the above scenarios, or have a whole new situation on your hands, we can help.

**Take Jamf Pro for a free test drive and start getting more out of your education technology today.**

[Request Trial](#)

