



Everything you need to know about the Jamf Parent App

What it can do, monitor and what that means for you.

Your child's school has started handing out iPads managed by Jamf School. Would you like to have insight into how your child is using their device?

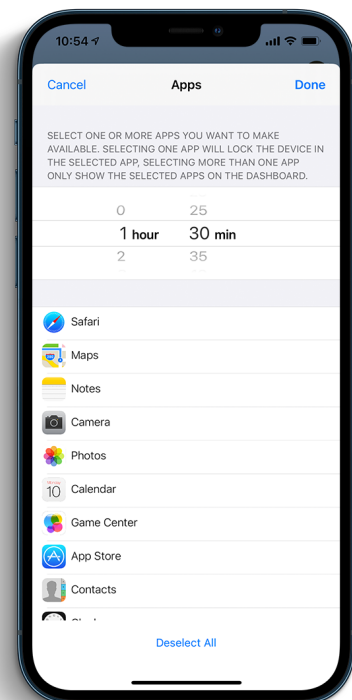
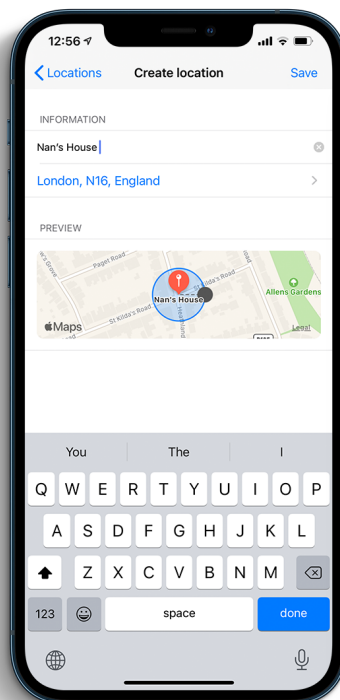
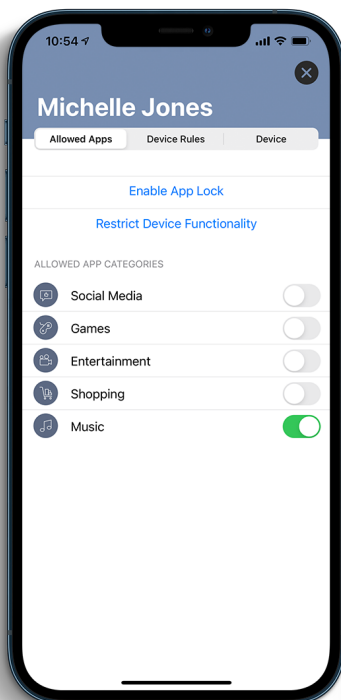
Here's everything you need to know to stay on top of your child's school-issued device.

"With Jamf Parent you can restrict access to programs, which helps children to stay focused on their school tasks."

- Yuriy Baglay, CIO, Liko-School

What is the Jamf Parent App for Jamf School?

This free app allows parents to manage their children's school-issued devices by allowing and restricting apps and device functionality.



What can it do?



Allow and restrict apps: Choose which apps your child can use on their school-issued devices. Easily restrict the use of game apps and social media on the device so your child can stay focused during their studies.



Enable App Lock: Use App Lock to set a timer for app restrictions. While your child's device is in App Lock, they will only be able to use the apps you allow during a specified time period. This way they can do their homework with no distractions from non-educational apps.



Set locations: See the approximate location of your child's device and set device rules based on the location.



Set device rules: Schedule app restrictions on your child's device. This allows you to schedule homework time or bedtime.



Monitor communication: Keep an eye on your child's communication via popular apps like WhatsApp and Messenger.

"It works very intuitively and has a splendid reputation for being reliable."

- Kees Versteeg, Principal,
Griftland College



Want to see these functionalities in action?

To see these functionalities in action, [watch our short tutorial video](#) on how to make use of all these functionalities with the tip of your finger.

Getting Started

There are two ways you can add your child's device to Jamf Parent:

1

Use the QR code on your child's device

2

Use the login credentials created in Jamf School.

If this has not been enabled by your school, contact your school IT administrator for a login.

What can a school IT administrator see on my child's device?

Is your child's device owned by the school?

Jamf School stores inventory information for each managed mobile device. You can view the following information for each institutionally-owned mobile device:

- Hardware information*
- Installed apps
- Installed profiles

Is your child's device owned by you?

Jamf School stores a more limited set of inventory details for each personally owned mobile device. You can view the following information for each personally owned mobile device:

- Hardware information*
- Managed apps installed by Jamf School
- Profiles installed by Jamf School

**This includes UDID, serial number, Mac address, model, and capacity operating system information.*

Where is Jamf School data stored?

Jamf Cloud uses servers in the United States, Germany, and Japan. Data at rest remains in the region that hosts the Jamf School instance. Jamf processes any personal data it receives through the App in accordance with applicable data privacy laws.

"The safety of children on the internet is important. Jamf School offers services to regulate access to the content on student devices."

- Yuriy Baglay, CIO, Liko-School

Excited to get started with the Jamf Parent app for Jamf School? The Jamf Parent app for Jamf School can be used on iPhone, iPad and Apple Watch.

[DOWNLOAD FROM APP STORE](#)



www.jamf.com

© 2002-2021 Jamf, LLC. All rights reserved.
Updated 02/2021

Any questions around how your child's school is using Jamf School?
Contact the school's IT administrator or IT representative.