



# Casper Suite Release Notes

Version 9.2

■ JAMF Software, LLC

© 2013 JAMF Software, LLC. All rights reserved.

JAMF Software has made all efforts to ensure that this guide is accurate.

JAMF Software  
301 4th Ave S Suite 1075  
Minneapolis, MN 55415-1039  
(612) 605-6625

Apache Tomcat and Tomcat are trademarks of the Apache Software Foundation.

Apple, the Apple logo, and Mac OS X are trademarks of Apple Inc., registered in the U.S. and other countries.

Casper Admin, Casper Imaging, Casper Remote, the Casper Suite, Composer, JAMF Software, the JAMF Software logo, JAMF Software Server (JSS), and Self Service are trademarks of JAMF Software, LLC, registered in the U.S. and other countries.

Intel is a registered trademark of the Intel Corporation in the U.S. and other countries.

iOS is a trademark or registered trademark of Cisco in the U.S. and other countries.

Maker's Mark is a registered trademark of Beam Global Spirits & Wine, Inc.

Oracle and Java are registered trademarks of Oracle and/or its affiliates. Other names may be trademarks of their respective owners.

All other products and service names mentioned are the trademarks of their respective companies.

# Contents

<b>4</b>	<b>What's New in This Release</b>
4	Key Features
4	Implemented Feature Requests
4	API Improvements
<b>6</b>	<b>Installation</b>
6	Compatibility
6	Upgrading the JSS
10	Upgrading to OS X Server v10.9
<b>11</b>	<b>Bug Fixes and Enhancements</b>
11	Casper Admin
11	Casper Imaging
11	Casper Remote
11	JAMF Software Server
12	Recon
12	Recon.exe
<b>13</b>	<b>Known Issues</b>

# What's New in This Release

## Key Features

The Casper Suite v9.2 includes the following key features:

- **Support for OS X Mavericks (v10.9)**—The Casper Suite now includes support for OS X v10.9.
- **Additions to OS X and iOS configuration profiles**—New payloads and settings have been added to OS X and iOS configuration profiles. This includes but is not limited to: OS X Per-App VPN payload, OS X Finder payload, and iOS Restrictions settings.
- **FileVault 2 enhancements**—Additional options have been added for managing FileVault 2 disk encryption in your environment. This includes new criteria for creating smart groups and advanced searches, the ability to issue a new recovery key to computers, and new options for enabling or disabling users for FileVault 2.
- **New workflow for upgrading computers to OS X v10.7 or later**—Computers can now be upgraded using the .app file from the Mac App Store and the policy framework.

## Implemented Feature Requests

To view a complete list of feature requests that are implemented in this release, go to:

<https://jamfnation.jamfsoftware.com/featureRequests.html?releaseID=3>

## API Improvements

Earlier versions of the JSS API returned inconsistent values, making it difficult to compare values and maintain consistency. In the JSS API v9.0 and later, the following changes have been made to improve this:

- Values are always returned as integers.
- There are new keys that provide pre-converted integer values in the associated unit of measure.
- Data is automatically converted to the appropriate integer value.

For example, if a computer or mobile device submits data that is inconsistent with the integer values, the JSS API converts the value to the appropriate value.

The following table shows the items in the API that have changed as a result:

Item	Data Name	Previous Value	New Value	Additional Keys
Mac bus speed	bus_speed	String value in GHz (e.g., "1.07 GHz")	Integer value in MHz (e.g., "1095 MHz")	bus_speed_mhz

Item	Data Name	Previous Value	New Value	Additional Keys
Mac processor speed	processor_speed	Integer value in MHz (e.g., "2260 MHz")	Integer value in MHz (e.g., 2314 MHz)	processor_speed_mhz
Mac total memory	total_ram	Integer value in MB (e.g., "2048 MB")	Integer value in MB (e.g., "2048 MB")	total_ram_mb
Mac full internal drive size Individual partition size	size	String value in GB (e.g., "500.11 GB")	Integer value in MB (e.g., "512113 MB")	drive_capacity_mb partition_capacity_mb
Mac size of cache	Mac size of cache	String value in MB (e.g., "3 MB")	Integer value in KB (e.g., "3072 KB")	cache_size_kb

# Installation

## Compatibility

The JSS v9.2 supports the following versions of client applications in the Casper Suite:

- Casper Admin v9.2
- Casper Imaging v8.6 or later
- Casper Remote v9.2
- Recon v9.2

You can use any version of Composer.

To take full advantage of new features and bug fixes, use the most current version of each application.

## Upgrading the JSS

Use the JSS Installer to upgrade the JSS.

**Note:** The time it takes to upgrade from the Casper Suite v8.x or earlier has increased due to the number of changes and improvements in the JSS. The amount of time added depends on the number of mobile devices and computers in your inventory and the number of features utilized in the Casper Suite.

## Before You Upgrade

Before you upgrade, consider the following:

- **If you are using smart groups**—The JSS v9.0 and later no longer supports smart groups that contain “Version” and “Title” criteria listed in that order. It is recommended that you switch the order to “Title” then “Version” before upgrading from v8.x to v9.0 or later. This applies to the “Title”/“Version” criteria for applications, fonts, plug-ins, and mobile device apps.

For detailed instructions, see the following Knowledge Base article:

[Switching the Order of Smart Group Criteria](#)

- **If you are using Managed Preferences**—There are two types of Managed Preferences that are lost when you upgrade from v8.x to v9.0 or later. For detailed information, see the following Knowledge Base article:

[Managed Preferences and Upgrading to v9.0 or Later](#)

## Mac Requirements

To upgrade to the JSS v9.2 on OS X Server, you need a Mac computer with:

- A 64-bit capable Intel processor
- 2 GB of RAM

- 400 MB of disk space available
- OS X Server v10.7 or later
- Server.app (recommended)
- Java 1.6 or later
- Java Cryptography Extension (JCE) Unlimited Strength Jurisdiction Policy Files 1.6 or later  
You can download the latest JCE from:  
<http://www.oracle.com/technetwork/java/javase/downloads/jce-7-download-432124.html>
- MySQL Enterprise Edition 5.5 or later (recommended), or MySQL Community Server 5.5 or later, available at:  
<https://www.mysql.com/downloads/>
- Ports 8443 and 9006 available

## Linux Requirements

To upgrade to the JSS v9.1 on Linux, you need a server with:

- A 64-bit capable Intel processor
- 2 GB of RAM
- 400 MB of disk space available
- One of the following operating systems:
  - Ubuntu 10.04 LTS Server (64-bit)
  - Ubuntu 12.04 LTS Server (64-bit)
  - Red Hat Enterprise Linux (RHEL) 6
- Open Java Development Kit (OpenJDK) 6 or later  
For more information, go to <http://openjdk.java.net/>.
- MySQL Enterprise Edition 5.5 or later (recommended), or MySQL Community Server 5.5 or later, available at:  
<https://www.mysql.com/downloads/>
- Ports 8443 and 8080 available

## Windows Requirements

To upgrade to the JSS v9.1 on Windows, you need a server with:

- A 64-bit capable Intel processor
- 2 GB of RAM
- 400 MB of disk space available
- Windows Server 2008 R2 (64-bit)
- Java SE Development Kit (JDK) 1.6 or 1.7 for Windows x64  
You can download the latest JDK from:  
<http://www.oracle.com/technetwork/java/javase/downloads/jdk7-downloads-1880260.html>

- Java Cryptography Extension (JCE) Unlimited Strength Jurisdiction Policy Files 1.6 or 1.7  
You can download the latest JCE from:  
<http://www.oracle.com/technetwork/java/javase/downloads/jce-7-download-432124.html>
- MySQL Enterprise Edition 5.5 or later (recommended), or MySQL Community Server 5.5 or later, available at:  
<https://www.mysql.com/downloads/>
- Ports 8443 and 8080 available



## Upgrading the JSS

1. Back up the current database using the JSS Database Utility.
2. Back up custom reports.
3. Copy the most current version of the JSS Installer for your platform to the server.
4. Double-click the installer and follow the onscreen instructions to complete the upgrade.
5. If you scheduled database backups using the JSS Database Utility v8.2, it is recommended that you reschedule the backups using the updated version of the JSS Database Utility.

For more information, see the JSS installation and configuration guide for your platform.

## Enabling Certificate-Based Authentication

If you are upgrading from the JSS v8.2 or earlier, it is recommended that you enable certificate-based authentication. Enabling certificate-based authentication ensures the JSS verifies that device certificates on OS X computers are valid.

1. Log in to the JSS with a web browser.
2. In the top-right corner of the page, click **Settings** .
3. Click **Computer Management**.  
On a smartphone, this option is in the pop-up menu.
4. In the "Computer Management–Management Framework" section, click **Security** .
5. Click **Edit**.
6. Select the **Enable certificate-based communication** checkbox.
7. Click **Save**.





## Distributing an MDM Profile for App Management

Distributing managed apps with the Casper Suite requires mobile devices with iOS 5 or later and an MDM profile that supports app management.

As of the Casper Suite v8.3, devices that have iOS 5 or later when they are enrolled with the JSS automatically obtain an MDM profile that supports app management. Managed iOS 4 devices that are upgraded to iOS 5 or later do not obtain this profile.

To update the MDM profile on devices, you must distribute an updated MDM profile using the Self Service web clip. When users install the profile on an iOS 5 device, the device has app management capabilities.

**Note:** You cannot distribute an updated MDM profile via the Self Service web clip to mobile devices enrolled using an enrollment profile.

1. Log in to the JSS with a web browser.
2. In the top-right corner of the page, click **Settings** .
3. Click **Mobile Device Management**.  
On a smartphone, this option is in the pop-up menu.
4. Click **Self Service Web Clip** .
5. Click **Edit**.
6. Ensure that the **Install Automatically** checkbox is selected, and then select the **MDM profile updates** checkbox.
7. Click **Save**.

## Enrolling Mobile Devices Using Enrollment Profiles

There are two things to consider if you plan to use enrollment profiles to enroll mobile devices with the Casper Suite:

- **Enrollment profiles downloaded from the Casper Suite v8.71 or earlier**—Enrollment profiles downloaded from the Casper Suite v8.71 or earlier cannot be used to enroll mobile devices with the Casper Suite v8.72 or later. Before enrolling devices with the upgraded version of the Casper Suite, re-download any enrollment profiles downloaded from v8.71 or earlier.
- **Enrolling mobile devices that have iOS 7**—Enrollment profiles created using the Casper Suite v9.0 or earlier cannot be used to enroll mobile devices that have iOS 7 or later. If you plan to enroll devices that have iOS 7 or later, you will need to create a new enrollment profile using the Casper Suite v9.1.

**Note:** Mobile devices that were originally enrolled with the Casper Suite v9.0 or earlier using an enrollment profile do not need to be re-enrolled with a v9.1 enrollment profile when the devices are upgraded to iOS 7.

For information on creating an enrollment profile, see the “Enrollment Profiles” section in the Casper Suite Administrator’s Guide.

## Upgrading to OS X Server v10.9

This section explains how to upgrade the JSS host server to OS X Server v10.9.

1. Back up your current database.
2. Upgrade from OS X v10.8 to v10.9.
3. Install Java 1.7 and JCE 1.7.  
For instructions, see the [Installing Java and MySQL](#) Knowledge Base article.
4. Follow the instructions for upgrading the JSS.

# Bug Fixes and Enhancements

## Casper Admin

[D-005084] Fixed an issue that prevented Casper Admin from connecting to the JSS after upgrading the JSS to v9.0 or later.

## Casper Imaging

- [D-005079] Fixed an issue that caused duplicate computer records to be added to the JSS when imaging computers using ethernet dongles that have been added to the JSS as removable MAC addresses.
- [D-005084] Fixed an issue that prevented Casper Imaging from connecting to the JSS after upgrading the JSS to v9.0 or later.

## Casper Remote

[D-005084] Fixed an issue that prevented Casper Remote from connecting to the JSS after upgrading the JSS to v9.0 or later.

## JAMF Software Server

- [D-005032] Increased the speed of device migration during JSS upgrades.
- [D-005184] Fixed an issue that prevented the JSS from saving the **Enable Certificate-Based Authentication** option for parent JDS instances.
- [D-005226] Fixed an issue that prevented the JSS from properly updating license usage information for licensed software records.
- [D-005240] Fixed an issue that prevented the JSS from updating the building and department in inventory when computers and mobile devices enter a network segment that has a default building and department and is configured to override this information in inventory.
- [D-005341] Fixed an issue that caused web browsers to crash when editing configuration profiles in the JSS.
- [D-005343] Fixed an issue that caused the web browser to crash when editing an app in the JSS if the database is too large.
- [D-005349] The JSS now prevents you from clicking the **Next** button multiple times while creating sites from buildings and departments. This resulted in duplicate buildings and departments.
- [D-005411] Fixed an issue that prevented the JSS from updating inventory for mobile devices that have duplicate apps listed in inventory.
- [D-005413] The JSS now performs a check for the Java Cryptography Extension (JCE) files at startup.

- [D-005427] Fixed an issue that prevented the JSS from displaying the admin status of local user accounts in computer inventory information.
- [D-005429] Fixed an issue that could prevent devices from being migrated properly after upgrading the JSS to v9.0 or later.
- [D-005470] Improved JSS performance for LDAP lookups when configuring the scope of a management task.
- [D-005507] Improved JSS performance for redistributing mobile device apps and provisioning profiles.

## Recon

- [D-005084] Fixed an issue that prevented Recon from connecting to the JSS after upgrading the JSS to v9.0 or later.
- [D-005303] Fixed an issue that prevented JSS users with site access from scanning a network segment using Recon.
- [D-005340] Fixed an issue that prevented Recon from creating QuickAdd packages when logged in to the computer with an Active Directory (AD) account.
- [D-005387] Fixed an issue that prevented Recon from displaying extension attributes on the User and Location pane.

## Recon.exe

[D-005084] Fixed an issue that prevented Recon.exe from connecting to the JSS after upgrading the JSS to v9.0 or later.

# Known Issues

The following are known issues in the Casper Suite v9.2:

- Drives encrypted with FileVault cannot be upgraded from OS X v10.7 to 10.8 using the .app file from the Mac App Store and the policy framework. As a workaround, decrypt the drive before upgrading it.
- The JSS fails to install an OS X configuration profile with a FileVault Recovery Key Redirection payload and the “Manually redirect recovery keys to specified URL” option. The JSS also reverts to the “Automatically redirect recovery keys to the JSS” option when the profile is saved.
- Disk encryption configurations fail to activate FileVault 2 on computers with Fusion Drives.
- OS X configuration profiles that require users to change their passwords after a specified number of days fail to prompt users to change their passwords.
- Newly enrolled OS X JDS instances do not immediately trust the SSL certificate if it was created from the JSS’s built-in CA. This prevents the JDS instance from submitting inventory, and the JDS instance cannot be used until the SSL certificate is trusted. Trust is usually established within five minutes of enrollment.
- Installing an OS X configuration profile with a Login Window payload always disables automatic login on computers, regardless of whether or not the **Disable automatic login** checkbox is selected.
- Printers mapped using an OS X configuration profile are not displayed in “Print and Scan” in System Preferences unless the **Allow printers that connect directly to user’s computer** checkbox is selected in the configuration profile.
- OS X configuration profiles that are configured to display a heading on the login window fail to do so.
- Tapping the URL in an email enrollment invitation on an iOS 6 device draws a blank page. Users should copy-and-paste the URL into the Safari app instead.
- When users try to access the Self Service web clip on an iOS 7 device, Self Service opens in Safari instead of as a web clip.
- eBooks and unmanaged apps cannot be installed from the Self Service web clip on iOS 7 devices until the Self Service web clip is updated for iOS 7. For more information, see the following Knowledge Base article:

[Updating the Self Service Web Clip for iOS 7](#)