


MYTHS REVEALED:

technology in the classroom



MYTH vs FACT

The truth about iPad in the classroom

As schools look to modernize teaching and personalize learning, it isn't a matter of if technology is right for the classroom, but which technology is right for the classroom. Apple is often preferred by students for its ease of use and form factor, and its quality, including a longer lifespan, which translates to a greater lifetime value. And, what truly sets iPad apart is the vast App Store. With more than 1.5 million apps available, educators have an abundant amount of resources and content to promote creativity, facilitate interaction, and ultimately deliver a differentiated learning experience for their students.

With Apple's tremendous upside, why would some parents, teachers, school administrators, and IT staff be hesitant to implement an iPad program? Is it because your school believes Apple is too expensive? Do you, as a parent, have concerns about how your child will use the device? And, if you are an IT administrator, do you think Apple device management is too much of a challenge? Regardless of your role in your school's technology decision-making process, we're here to arm you and your constituents with the facts—debunking the myths surrounding iPad programs in the classroom.



FOR IT



**FOR DISTRICT
ADMINISTRATORS**



FOR TEACHERS



FOR PARENTS





MYTH

I am simply one IT person. I don't have the time or resources to deploy hundreds of iPads each year.



FACT

The latest Apple deployment technologies, paired with an Apple-aware management platform, simplifies device deployment. You can automate deployments to eliminate time-consuming, hands-on work and distribute new apps, settings, and content over the network. You can also set up an internal app catalog and let teachers and students install apps on their own without IT assistance.





MYTH

Apple IDs are too much of a hassle to deal with and make it nearly impossible to get students the apps they need.



FACT

Managed Apple IDs, released with iOS 9.3, provide schools with a simple way to create and manage the Apple IDs for all students and faculty—at scale. This makes a Managed Apple ID just as easy to administer as your school email address. Now, with Apple School Manager and the right mobile device management solution, you can integrate with your Student Information System to automate Managed Apple ID creation.





MYTH

Distributing and managing iPad apps for teachers and students is too complex and time-consuming.



FACT

Pairing a management tool with Apple School Manager, IT can purchase apps in bulk and easily distribute apps to students and teachers who need them, or place them in a self-service style app catalog where teachers and students can get school-approved apps on demand. When needs change, IT can remove and redistribute apps to conserve budgets.





MYTH

Keeping tabs on devices and apps will be challenging. It will be impossible to know who's responsible for what device and who's using what apps.

FACT

A robust mobile device management (MDM) tool with inventory capabilities is essential to maintain accurate information about the device, installed apps, and configuration details. As deployments grow, create custom reports, alerts, and manage app licenses through automated management actions that you specify. This will give you consistent and accurate information on all devices and apps whenever you need it—empowering you to allocate resources appropriately.





MYTH

Devices are often lost or stolen. Once a device is gone, it's gone, and we won't be able to keep replacing them.



FACT

To deter theft and increase the chance of recovery, Apple developed two key technologies:

Lost Mode offers a way to completely disable a device, display a message on the screen, and report its current location. This greatly increases the chances of recovering a missing iPad while maintaining privacy for your employee or student.



Your school's iPads are linked to your device management server. Even if they're fully wiped, the device will automatically re-enroll and receive its configurations. This makes it difficult to sell a stolen device.





MYTH

Upgrading devices to the latest operating system is a hassle. Even if the newest features are fantastic, it is a challenge to take time away from teaching and learning (which we have to do) to get devices updated.






FOR DISTRICT ADMINISTRATORS



FACT

The right MDM tool empowers you to:

-  See which devices are ready for an upgrade
-  Install upgrades automatically at a time that's convenient for all parties
-  Allow users to quickly install on their own by downloading the upgrade ahead of time

The entire process leverages Apple's security controls and ensures organizational protocols are kept intact throughout the upgrade process.



FOR PARENTS








MYTH

Chromebook is easier to manage than iPad.



FACT

Apple continues to innovate and make iPad management more efficient for both IT staff and teachers. When paired with a mobile device management (MDM) solution and Apple School Manager, deployment, configuration, and implementation are simplified and allow IT to:

-  Leverage zero-touch deployments so iPads are ready for immediate usage
-  Create and organize Managed Apple IDs (introduced in 2016) for every student, teacher, and staff member
-  Buy apps in bulk and assign them by class or grade level





MYTH

To save money, our school can implement a bring your own device (BYOD) program.



FACT

While a BYOD policy may seem like a more economical solution than buying new devices for all students and staff, there are a number of things to keep in mind:



BYOD can single out students who don't have access to their own devices and could tie academic achievement to socio-economic factors.



Many of the key educational management controls are only available on devices owned by your school.



With a diverse set of hardware in a BYOD program, teachers can't provide a consistent educational experience for their students.

For example, not all apps are available on all platforms, and an interactive website may look and perform differently depending on the type of device.



The focus should be on how the device experience impacts students, and less on the costs associated.





MYTH

My school doesn't have the budget for a 1-to-1 iPad program, so we can't go with Apple.



FACT

iPad is more durable and has a longer lifespan than other devices, making a 1-to-1 program more affordable.

However, with iOS 9.3, Apple introduced Shared iPad, so your school can offer a personalized experience, regardless of your implementation model. With a device management tool, your school can assign any iPad to any student in a classroom. Students know which devices to use because their pictures are on the lock screens. And they can access their personal content with a password or an easy-to-remember four-digit PIN. After students log in, their homework, apps, and assignments appear exactly as they left them.





MYTH

Creating and enforcing an acceptable usage policy for iPads is too difficult.



FOR IT



FACT

Creating a policy is never an easy task. It requires cooperation among teachers, students, parents, and you—the administration. Once a policy is agreed on, IT can leverage mobile device management technology to enforce it, ensuring compliance.



FOR TEACHERS



FOR PARENTS








MYTH


My district/school can't use iPads to administer state-mandated exams.



FACT

With classroom management apps teachers can:

-  Conduct summative and formative assessments securely without IT assistance
-  Lock individuals, subsets of students, or all students at once into a testing app or webpage
-  Restore full iPad functionality to students (upon exam completion) utilizing their classroom management software





MYTH

Chromebooks are cheaper, so they will cost our district less.



FACT

For schools with limited budgets, Chromebook is perceived as a logical choice. However, this is a compromise at the expense of a student's overall learning experience. Apple devices have more functionality, a better app ecosystem, better long-term value, and are easier to use, manage, and secure. Furthermore, after graduation, students often choose Apple in higher education and the workplace.

Giving students a head start will better prepare them for life.



See next page for comparison chart.





Chromebook vs. iPad



Requires third-party integrations with accessibility software	Accessibility	Offers native accessibility controls and features
Traditional mouse and keyboard paradigm	Interactivity	High quality touch screen, giving students the ability to immerse themselves in the activity
Web-based apps require high-speed internet	Connectivity	Locally installed apps, permitting constant usability, even when offline
A wide variety of educational web apps designed for universal web access that require individual safety and privacy evaluation by schools	App Ecosystem	Over 170,000 educational apps designed specifically for iOS devices that all meet Apple's security and quality requirements
A diverse manufacturer community making individual component choices, which results in varying audio and video capabilities for creative projects	Creativity	High quality native capabilities, including HD camera, audio processing, and advanced CPU to enable creative projects
Collects student data as part of Google's business model	Student Privacy	Does not collect student data per Apple's commitment to privacy
Limited adoption beyond K-12	Beyond the Classroom	Device of choice at home that extends to a device preference in higher education and the workplace
Classroom management app not native within the Chrome operating system; additional fee required to add classroom management	Classroom Management	Classroom management app native to the Apple operating system; no additional fee required to use Classroom app
Lower upfront price tag, but limited device capability (screen size and quality, lack of integrated camera) and a shorter device lifespan	Cost	Lower overall cost, driven by higher build quality (fewer repairs) and longer device lifespan









MYTH

Running a classroom full of iPads requires numerous calls to IT on behalf of students.



FACT

With proper setup from IT, using a device management tool - your students are equipped with the learning tools they need for your classroom. For common issues, such as a forgotten passcode, teachers have the ability to easily reset and unlock the device quickly. To minimize other potential classroom disruptions, we recommend:


-  Working with your IT team to automate the process of adding new apps
-  Recognizing and rewarding students who assist their peers with troubleshooting
-  Making sure your iPad deployment includes a classroom management app for teachers, like Classroom
-  Keeping a few chargers and extra-long cables in the classroom in case of dead batteries





MYTH

I don't have a way to install apps on my students' iPads.



FACT

App installation doesn't have to be a burden when IT has the right device management tool. Working with your IT staff, approved apps can be installed automatically, or added to each student's personalized app catalog. This gives students the power to install the apps they need, while giving you the freedom to focus your time and attention on the lesson plans. You can even remove the App Store icon from students' iPads, eliminating a potential source of distraction.









MYTH

iPads cause a lot of extra work for me.



FACT

IT can take the burden off teachers' shoulders by using a device management tool. Also, IT can empower teachers with intuitive apps designed for classroom management. For example, teachers can:

-  Quickly launch students into an app or webpage, or administer secure assessments
-  Send customized messages from their iPad to student iPads, informing students that it's time to move to the next lesson
-  View what's on each student's iPad or project to an Apple TV to immediately share student work
-  All of this adds up to the best learning experience for each and every student—without making extra work for the teacher





MYTH

I can't run an entire lesson on an iPad.



FACT

With lesson building and assessments, iPad offers everything a teacher needs to run their classroom. By utilizing course creation through iTunes U, teachers can incorporate their lesson plans and share it with students—streamlining instruction and homework turn-in. Also, with more than 170,000 education apps available, teachers have the ability to find apps that align with their curriculum and make them available to students.



FOR IT



FOR DISTRICT ADMINISTRATORS



FOR PARENTS





MYTH

With iPads in hand, students will get off task, become distracted, and waste time playing on apps and games instead of actively learning.



FOR IT




FOR DISTRICT ADMINISTRATORS



FACT

Teachers can utilize classroom management apps to ensure students remain on track and actively engaged throughout the class period. By sending personalized learning materials to a student's device and launching them into appropriate apps and webpages, teachers ensure students are on task and getting the most out of their time together.



FOR PARENTS





MYTH

iPad will enable my students to cheat on tests and homework.



FACT

A classroom management app is the key to secure assessments. Teachers can lock students into the assessment app or webpage and turn off assistive technologies, such as spellcheck or dictionary. Students will only have access to the testing site or app and cannot navigate to other locations.



FOR IT



FOR DISTRICT ADMINISTRATORS



FOR PARENTS





MYTH

It will take me way too long to learn this complicated technology. And while I'm learning, I won't be able to effectively teach students.



FACT

Apple is known for its intuitive, user-friendly technology. There are a wealth of resources available from Apple and MDM providers to walk you through the functionality, use cases, and how-tos when it comes to utilizing Apple in the classroom.








MYTH

My student is going to use their Apple device inappropriately (e.g. gaming, watching movies, chatting with friends, etc.) as opposed to being engaged and learning.

FACT

With a mobile device management (MDM) solution, your school has the tools to ensure your student's Apple device is being used appropriately. For example, they can:

-  Assign what apps should be installed
-  Restrict what apps, content, and sites are accessible
-  Block distraction apps like games or chat during class

When students bring their devices home, the same restrictions can apply.





MYTH

With an iPad, my student's school will be able to track the location of my child, compromising her privacy.



FACT

Schools need the ability to track the location of an iPad, but only when it's identified as missing. When Lost Mode is activated, using a device management tool, the iOS device receives a customized lock screen message, is disabled from use, and sends its location to IT. Check with your school to verify they only use location tracking via Lost Mode. Lost Mode, introduced in iOS 9.3, gives schools the ability to locate lost or stolen Apple devices without compromising student privacy through ongoing location tracking.



FOR IT



FOR DISTRICT ADMINISTRATORS



FOR TEACHERS





MYTH

My school uses fancy Apple technology, but I don't think it's helping my child learn.



FACT

Technology alone does not improve learning; but when Apple devices are combined with the education app ecosystem, and the right device management tool, there's a greater opportunity for students to improve skill proficiencies, test scores, spontaneous collaboration, and productivity. For example, when Ridley School District in Pennsylvania implemented a 1:1 iPad program, they wanted to leverage iPad to improve learning while tracking how their students were progressing with their reading skills. To do this, Ridley sends their students on reading and learning "quests" through a series of curated education apps that are automatically distributed to individual students based on assessment data.



FOR IT



FOR DISTRICT ADMINISTRATORS



FOR TEACHERS





Regardless of your technology choice, a reliable management solution is a must to help you get the most out of your investment and make the biggest impact in your environment.

When choosing Apple devices, you not only get a consistent platform for teaching, but you can also leverage Apple's iOS 9.3 features to keep students actively engaged in personalized learning.

See how you can deliver a premier educational experience that meets the management needs of IT and budget considerations of district administrators, all while addressing the safety concerns of parents and teachers.

Your Journey Starts Here